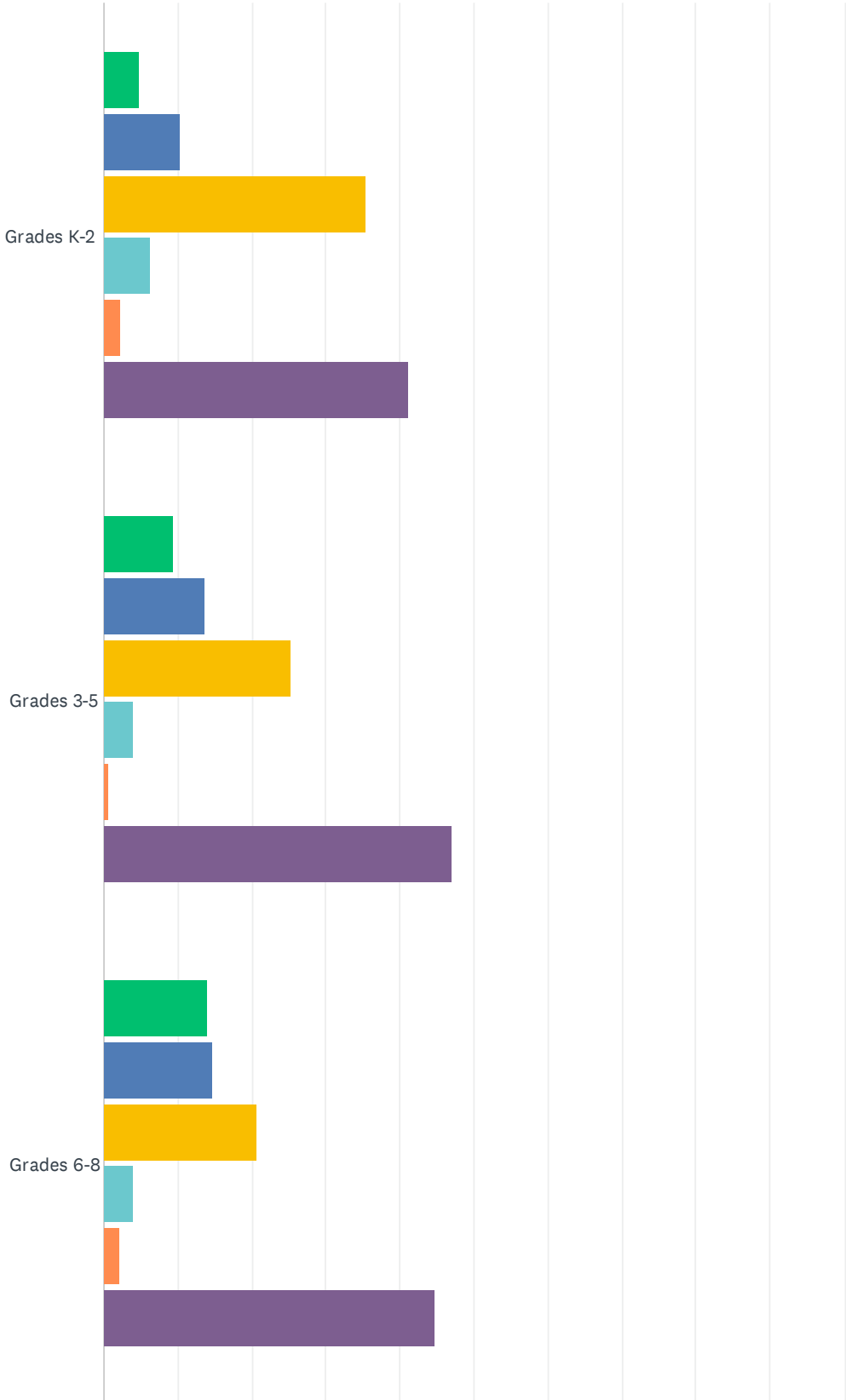
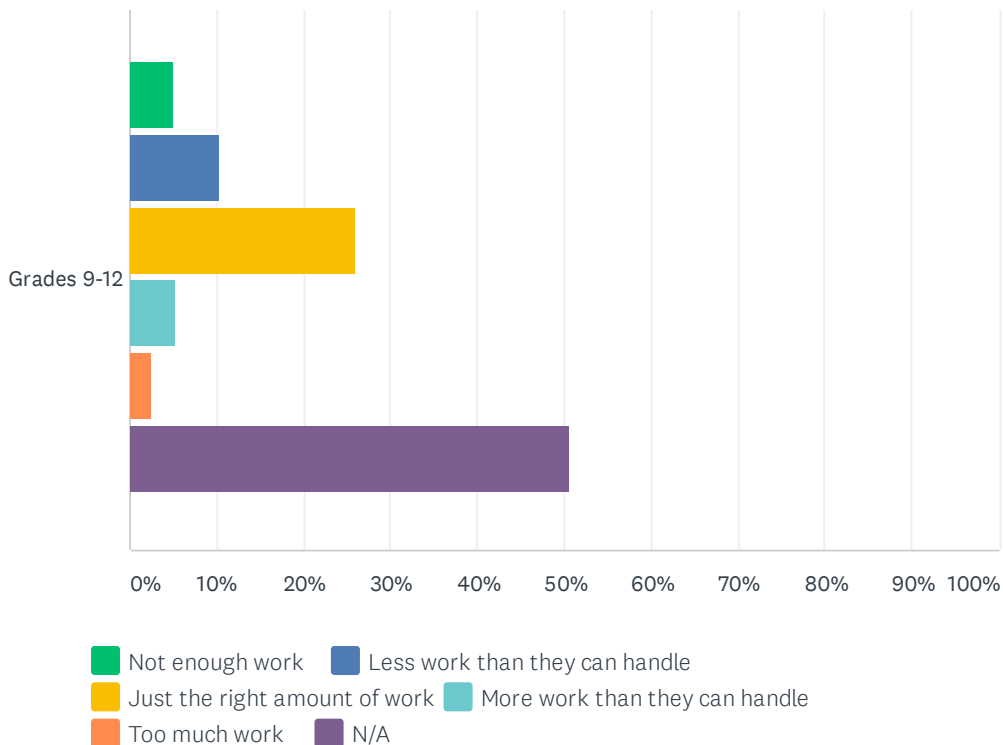


# Q1 In general, how has your child or children found the amount of work that is assigned each week?

Answered: 1,424 Skipped: 5



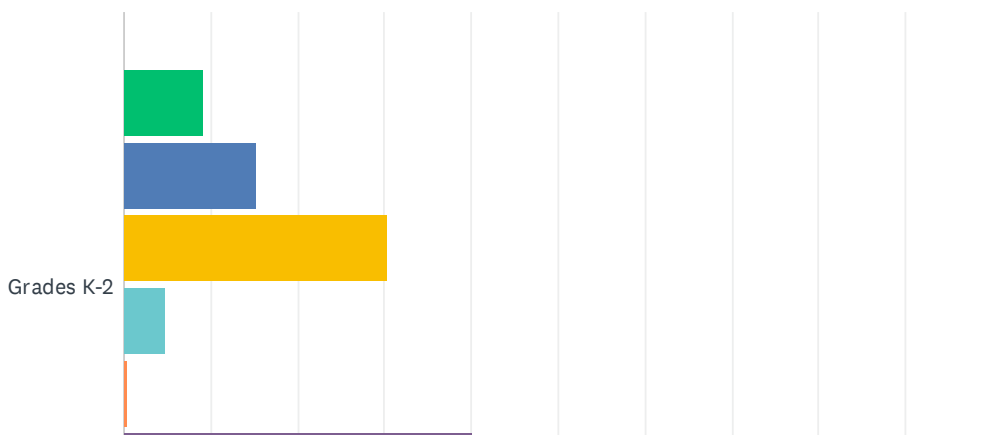
## COVID-19 At Home Learning Parent Survey



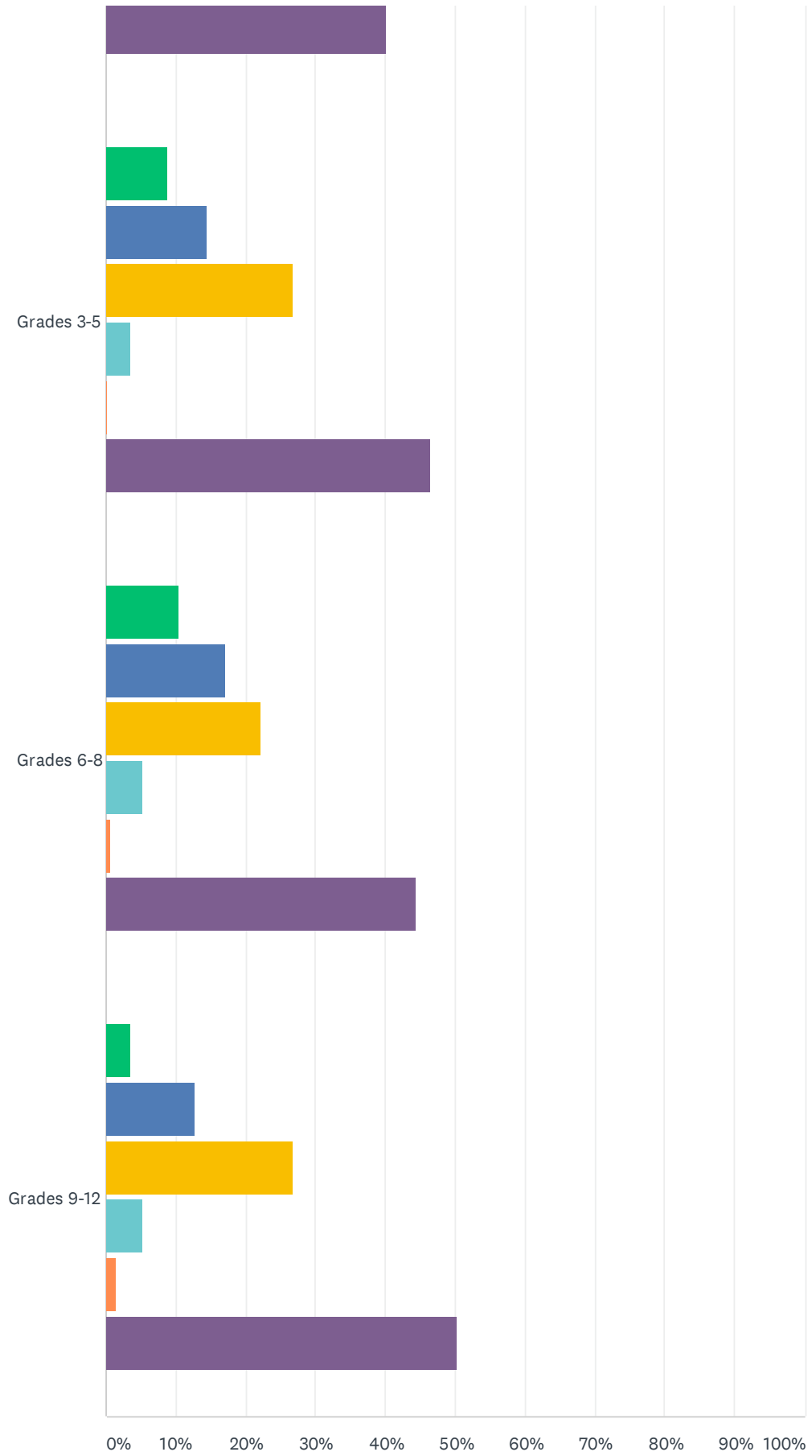
	NOT ENOUGH WORK	LESS WORK THAN THEY CAN HANDLE	JUST THE RIGHT AMOUNT OF WORK	MORE WORK THAN THEY CAN HANDLE	TOO MUCH WORK	N/A	TOTAL	WEIGHTED AVERAGE
Grades K-2	4.83% 46	10.28% 98	35.26% 336	6.19% 59	2.31% 22	41.13% 392	953	2.84
Grades 3-5	9.35% 85	13.64% 124	25.41% 231	3.96% 36	0.66% 6	46.97% 427	909	2.49
Grades 6-8	13.93% 134	14.66% 141	20.69% 199	3.95% 38	2.08% 20	44.70% 430	962	2.38
Grades 9-12	5.11% 47	10.34% 95	26.01% 239	5.33% 49	2.61% 24	50.60% 465	919	2.80

**Q2 In general, how has your child or children found the difficulty of the work that is assigned each week?**

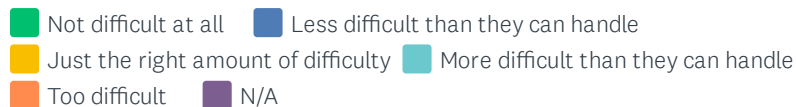
Answered: 1,416    Skipped: 13



# COVID-19 At Home Learning Parent Survey



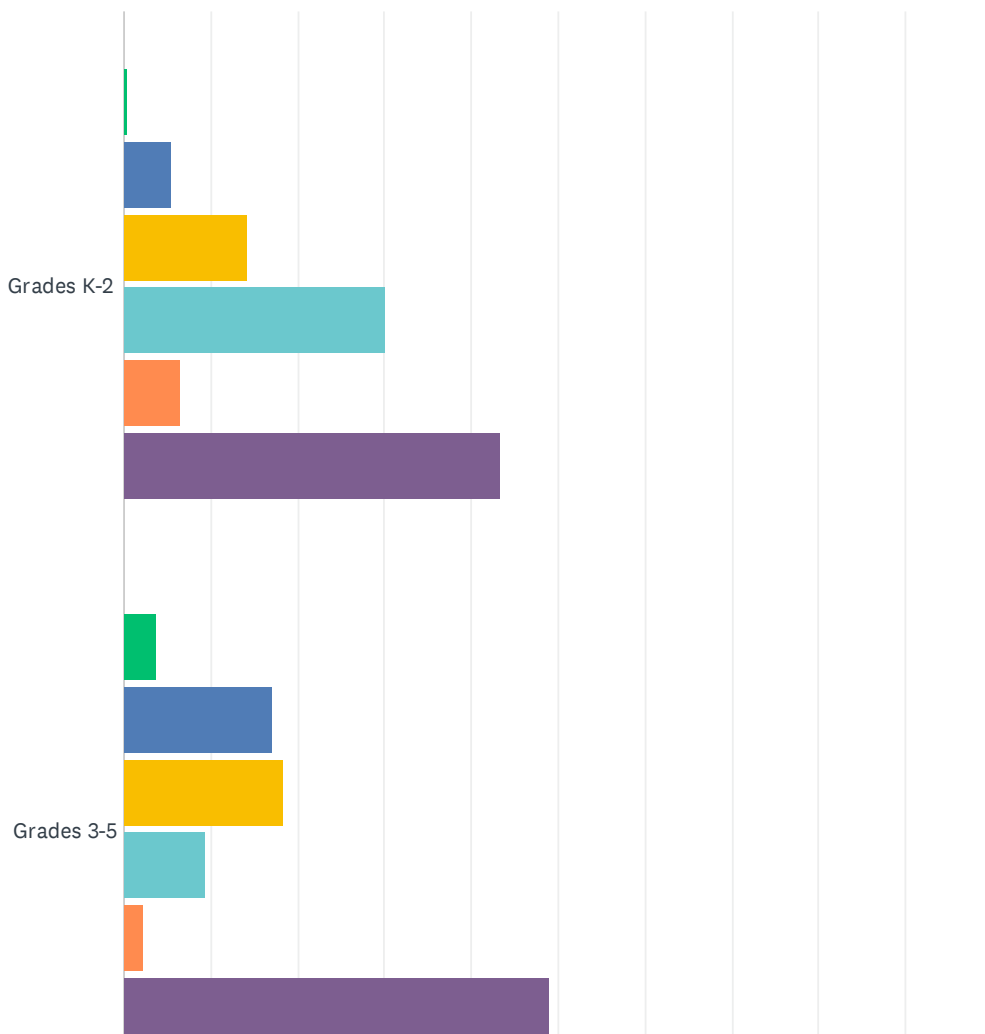
## COVID-19 At Home Learning Parent Survey



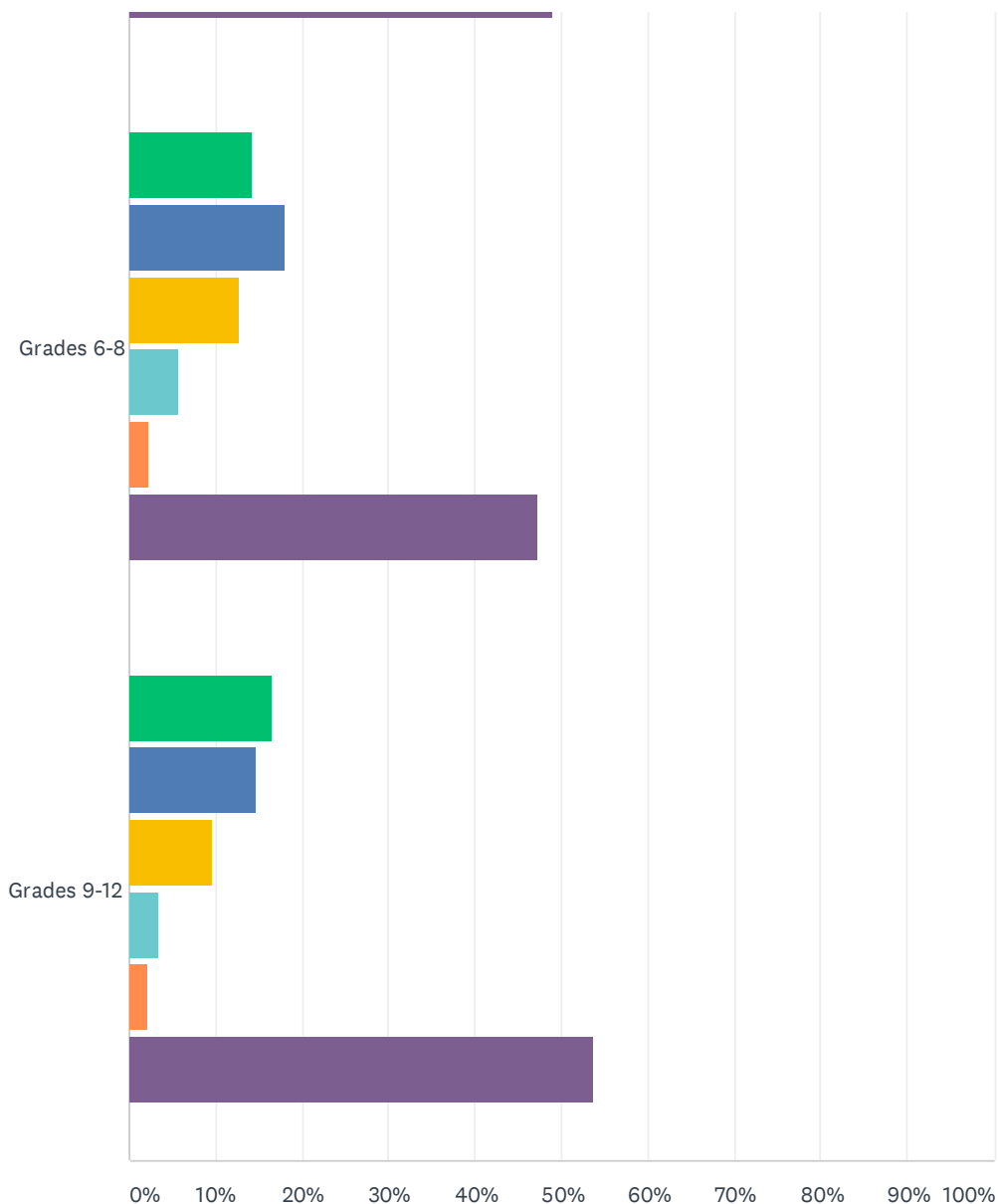
	NOT DIFFICULT AT ALL	LESS DIFFICULT THAN THEY CAN HANDLE	JUST THE RIGHT AMOUNT OF DIFFICULTY	MORE DIFFICULT THAN THEY CAN HANDLE	TOO DIFFICULT	N/A	TOTAL	WEIGHTED AVERAGE
Grades K-2	9.10% 85	15.20% 142	30.41% 284	4.82% 45	0.32% 3	40.15% 375	934	2.53
Grades 3-5	8.82% 78	14.37% 127	26.70% 236	3.51% 31	0.23% 2	46.38% 410	884	2.48
Grades 6-8	10.37% 98	17.25% 163	22.12% 209	5.29% 50	0.63% 6	44.34% 419	945	2.44
Grades 9-12	3.53% 32	12.80% 116	26.71% 242	5.19% 47	1.55% 14	50.22% 455	906	2.77

### Q3 How much at-home parent support has your son/daughter required regarding the work assigned?

Answered: 1,397    Skipped: 32



## COVID-19 At Home Learning Parent Survey

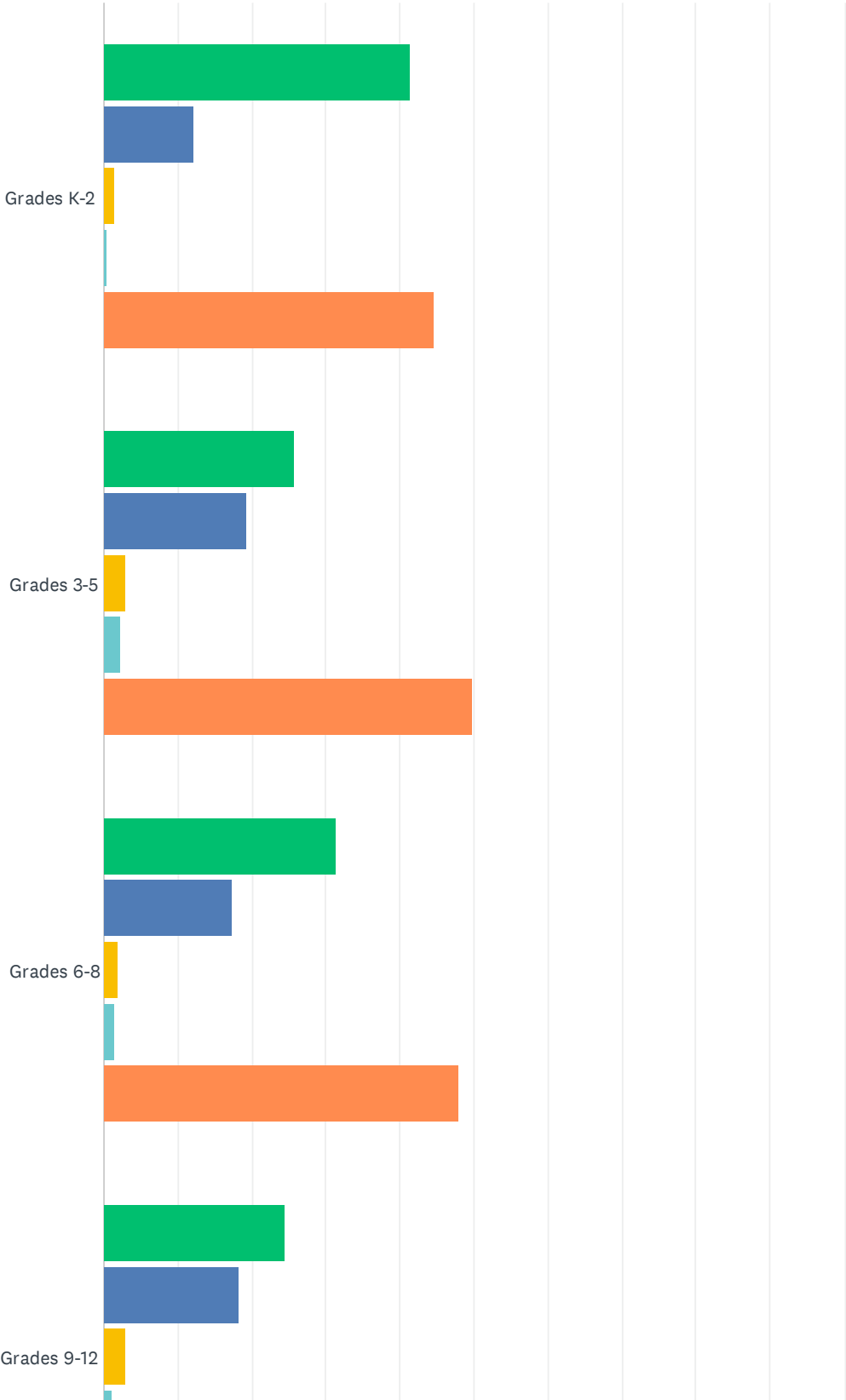


■ No support at all   
 ■ Very little support   
 ■ Some support  
■ A large amount of support   
 ■ More support than could be provided  
■ N/A (No child in this grade range)

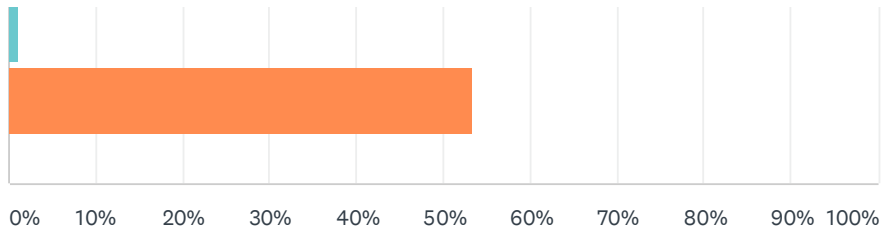
	NO SUPPORT AT ALL	VERY LITTLE SUPPORT	SOME SUPPORT	A LARGE AMOUNT OF SUPPORT	MORE SUPPORT THAN COULD BE PROVIDED	N/A (NO CHILD IN THIS GRADE RANGE)	TOTAL	WEIGHTED AVERAGE
Grades K-2	0.41% 4	5.44% 53	14.17% 138	30.18% 294	6.47% 63	43.33% 422	974	3.65
Grades 3-5	3.75% 35	17.24% 161	18.42% 172	9.42% 88	2.25% 21	48.93% 457	934	2.79
Grades 6-8	14.17% 141	17.89% 178	12.76% 127	5.73% 57	2.21% 22	47.24% 470	995	2.32
Grades 9-12	16.48% 159	14.72% 142	9.64% 93	3.42% 33	2.07% 20	53.68% 518	965	2.13

### Q4 Teachers had office hours scheduled each day. How frequently did you or your son/daughter need to participate in office hours?

Answered: 1,389 Skipped: 40



## COVID-19 At Home Learning Parent Survey

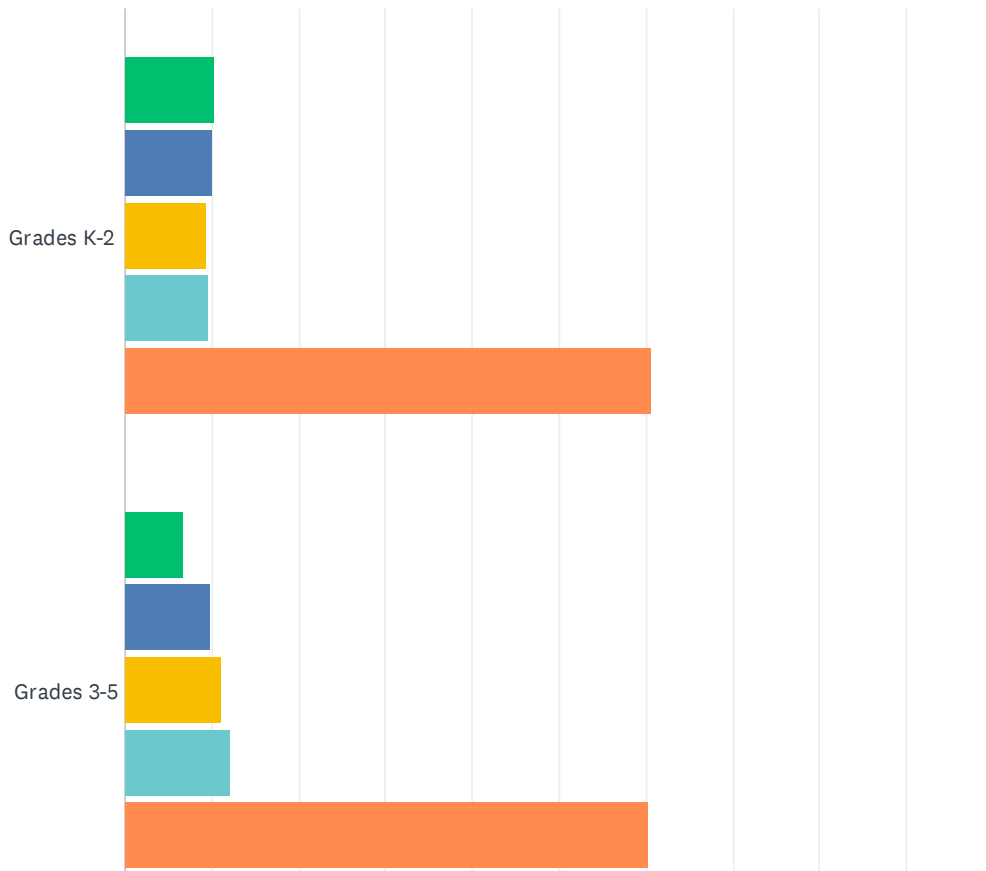


- Did not require or use office hours
- Once or twice per week
- Three times per week
- Office hours were used daily
- N/A (No child in this grade range)

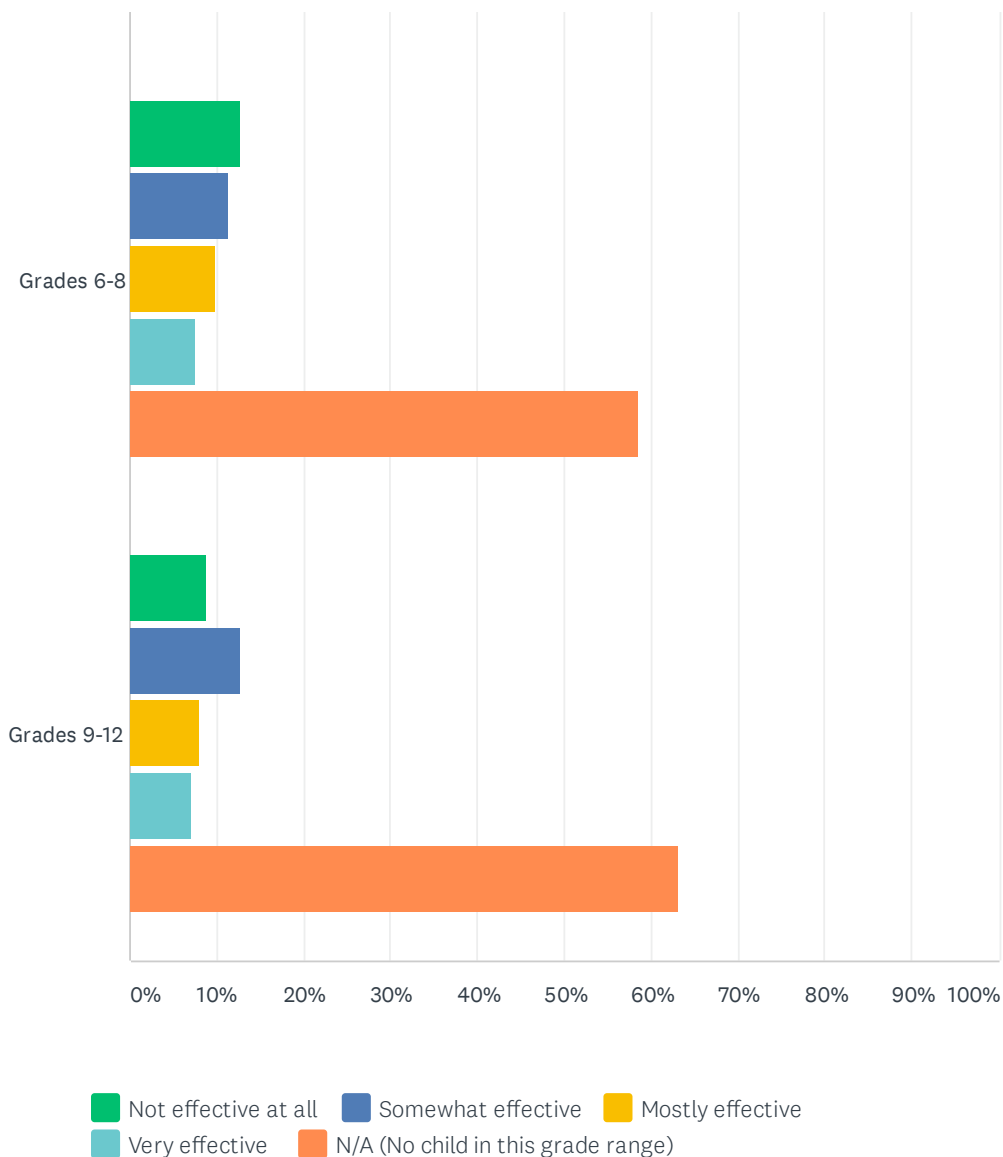
	DID NOT REQUIRE OR USE OFFICE HOURS	ONCE OR TWICE PER WEEK	THREE TIMES PER WEEK	OFFICE HOURS WERE USED DAILY	N/A (NO CHILD IN THIS GRADE RANGE)	TOTAL	WEIGHTED AVERAGE
Grades K-2	41.40% 407	12.11% 119	1.42% 14	0.41% 4	44.66% 439	983	1.29
Grades 3-5	25.83% 240	19.16% 178	3.01% 28	2.26% 21	49.73% 462	929	1.64
Grades 6-8	31.41% 310	17.43% 172	1.93% 19	1.42% 14	47.82% 472	987	1.49
Grades 9-12	24.51% 237	18.20% 176	2.90% 28	1.03% 10	53.36% 516	967	1.58

### Q5 Please share how effective those office hours were for your child(ren):

Answered: 1,324    Skipped: 105



## COVID-19 At Home Learning Parent Survey



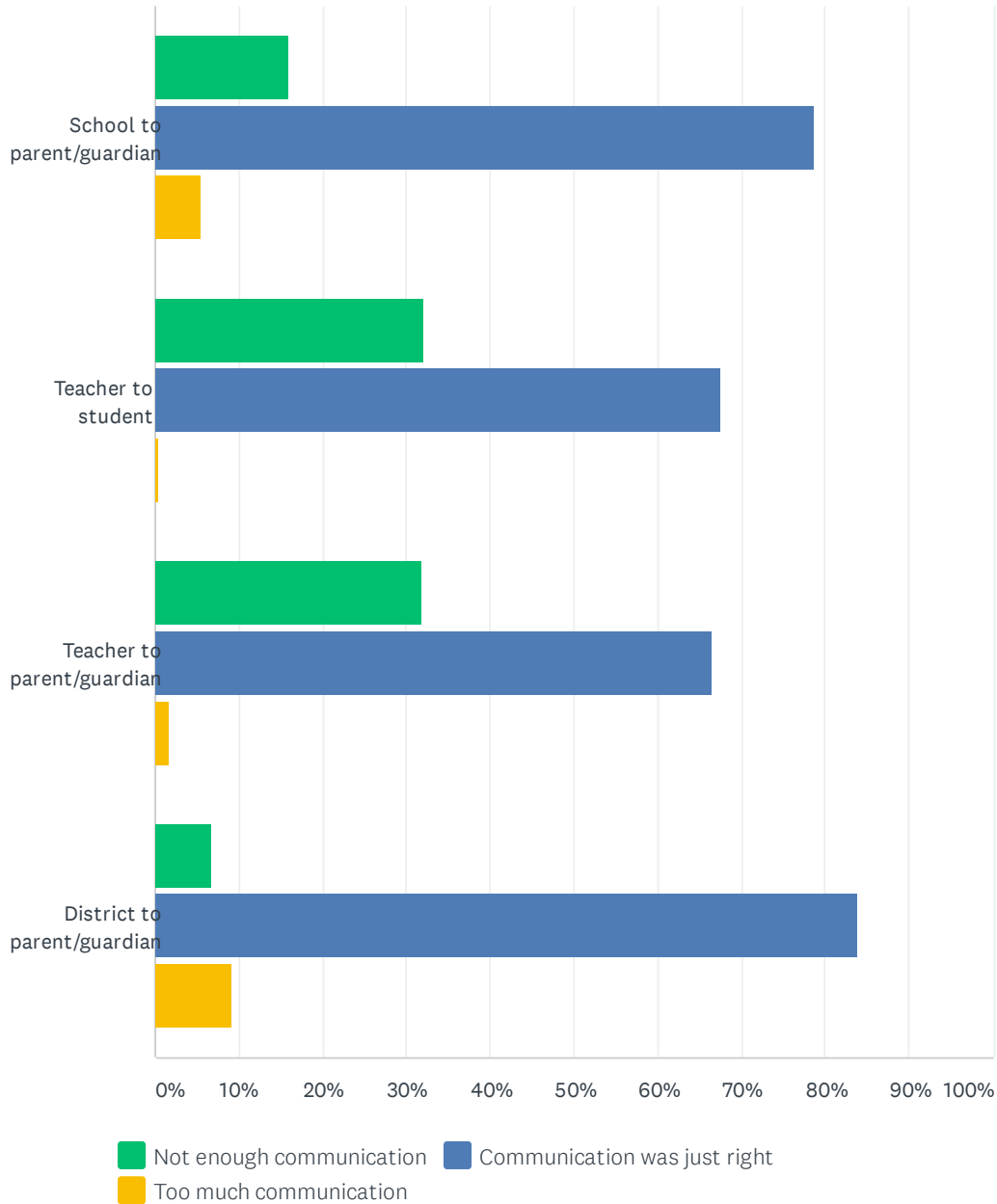
	NOT EFFECTIVE AT ALL	SOMEWHAT EFFECTIVE	MOSTLY EFFECTIVE	VERY EFFECTIVE	N/A (NO CHILD IN THIS GRADE RANGE)	TOTAL	WEIGHTED AVERAGE
Grades K-2	10.23% 96	10.02% 94	9.38% 88	9.59% 90	60.77% 570	938	2.47
Grades 3-5	6.61% 60	9.91% 90	11.01% 100	12.22% 111	60.24% 547	908	2.73
Grades 6-8	12.83% 122	11.25% 107	9.78% 93	7.47% 71	58.68% 558	951	2.29
Grades 9-12	8.85% 82	12.84% 119	7.98% 74	7.12% 66	63.21% 586	927	2.36

**Q6 Please rate the communication efforts as to how they have supported new learning for your son/daughter during the mandated school closure in the following areas:**

Answered: 1,383    Skipped: 46



## COVID-19 At Home Learning Parent Survey

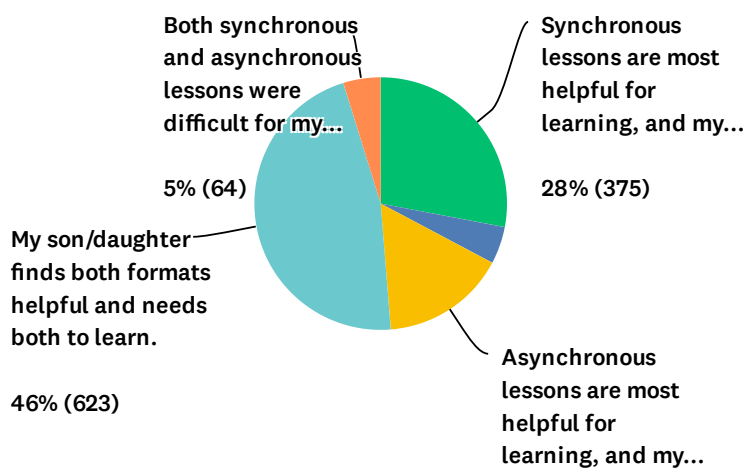


	NOT ENOUGH COMMUNICATION	COMMUNICATION WAS JUST RIGHT	TOO MUCH COMMUNICATION	TOTAL	WEIGHTED AVERAGE
School to parent/guardian	15.99% 220	78.63% 1,082	5.38% 74	1,376	1.89
Teacher to student	32.09% 438	67.55% 922	0.37% 5	1,365	1.68
Teacher to parent/guardian	31.77% 433	66.54% 907	1.69% 23	1,363	1.70
District to parent/guardian	6.78% 93	83.95% 1,151	9.26% 127	1,371	2.02

Q7 When delivering lessons, the teacher can deliver a synchronous lesson in which the teacher is on the screen and interacting with students at a scheduled time. The teacher also delivers asynchronous lessons, and

these lessons are pre-recorded sometimes with the teacher visible and other times the teacher is not visible with slides or other visuals and audios instead. These asynchronous lessons are posted, and students can view them when it is most convenient for them. With this understanding, please answer the following question: Which response best describes your son's/daughter's preference for one or the other?

Answered: 1,340 Skipped: 89



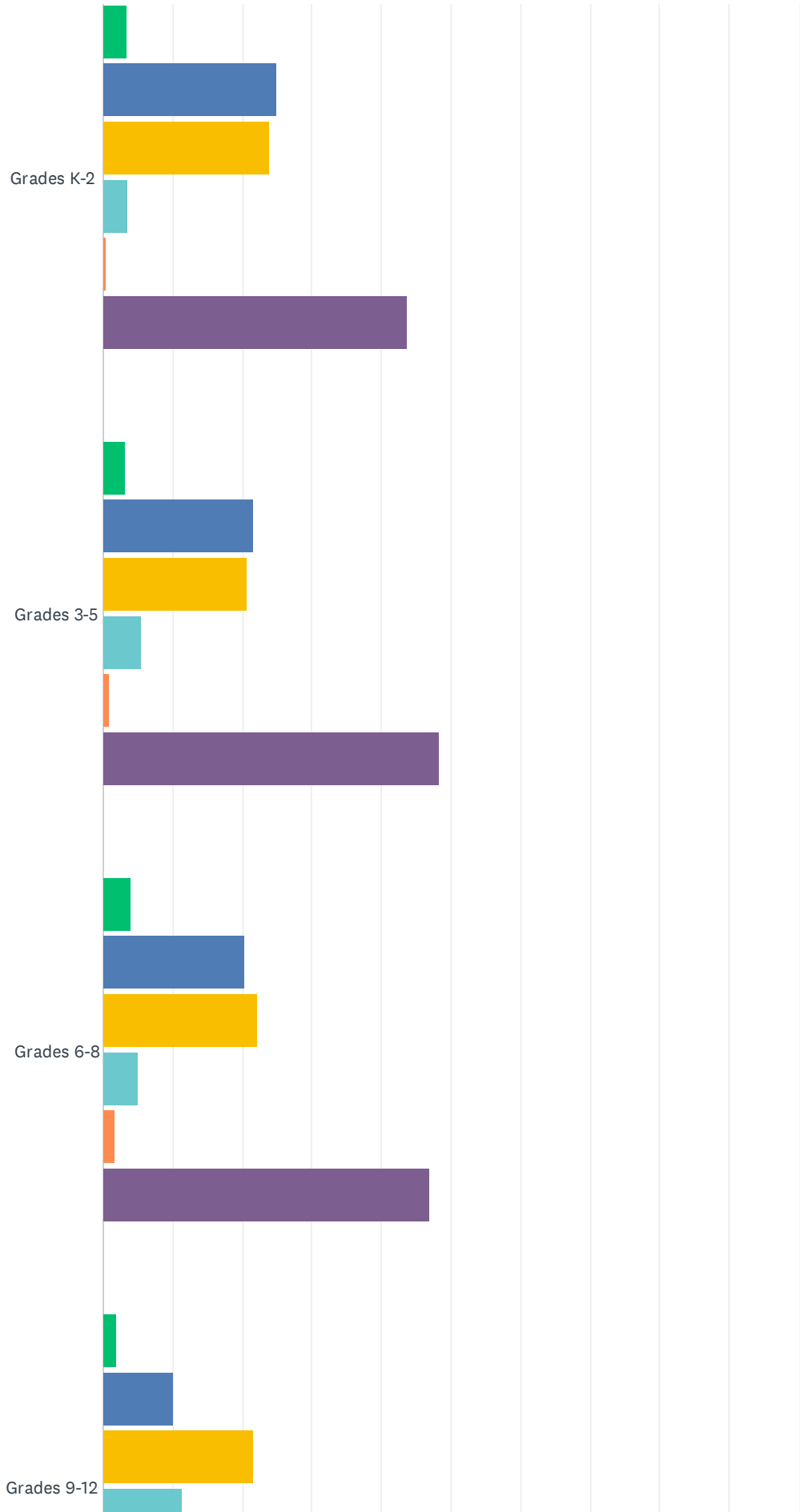
ANSWER CHOICES	RESPONSES	
Synchronous lessons are most helpful for learning, and my son/daughter is good about attending these scheduled sessions.	28%	375
Synchronous lessons are most helpful for learning, but my son/daughter often misses these scheduled sessions.	5%	64
Asynchronous lessons are most helpful for learning, and my son/daughter appreciates the opportunity to view these pre-recorded lessons at his/her convenience.	16%	214
My son/daughter finds both formats helpful and needs both to learn.	46%	623
Both synchronous and asynchronous lessons were difficult for my child to attend to.	5%	64
<b>TOTAL</b>		<b>1,340</b>

Q8 Being in the classroom over the course of a school day is much different than sitting in front of a computer screen. Considering the teacher's lessons and student follow-up tasks and independent work, how much screen time did it take for your son/daughter to complete schoolwork each day?

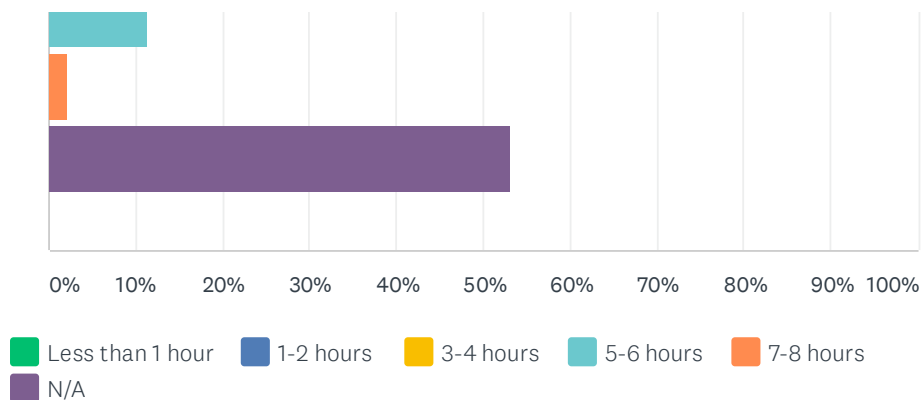
Answered: 1,363 Skipped: 66



# COVID-19 At Home Learning Parent Survey



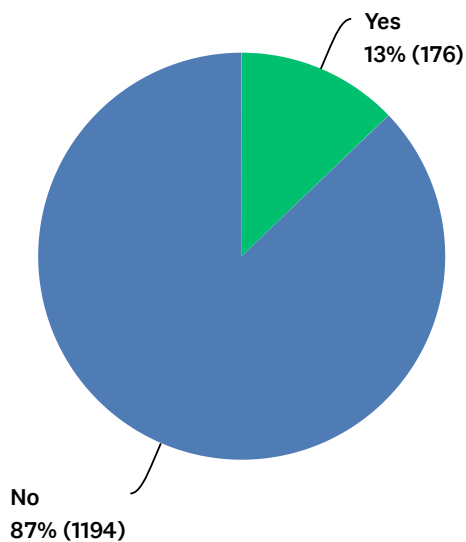
### COVID-19 At Home Learning Parent Survey



	LESS THAN 1 HOUR	1-2 HOURS	3-4 HOURS	5-6 HOURS	7-8 HOURS	N/A	TOTAL	WEIGHTED AVERAGE
Grades K-2	3.42% 33	24.90% 240	23.86% 230	3.53% 34	0.52% 5	43.78% 422	964	2.52
Grades 3-5	3.20% 29	21.55% 195	20.66% 187	5.41% 49	0.77% 7	48.40% 438	905	2.59
Grades 6-8	3.99% 38	20.38% 194	22.16% 211	4.94% 47	1.58% 15	46.95% 447	952	2.62
Grades 9-12	1.85% 17	10.12% 93	21.55% 198	11.21% 103	2.07% 19	53.21% 489	919	3.03

### Q9 Did you require technical support from the district during the closure?

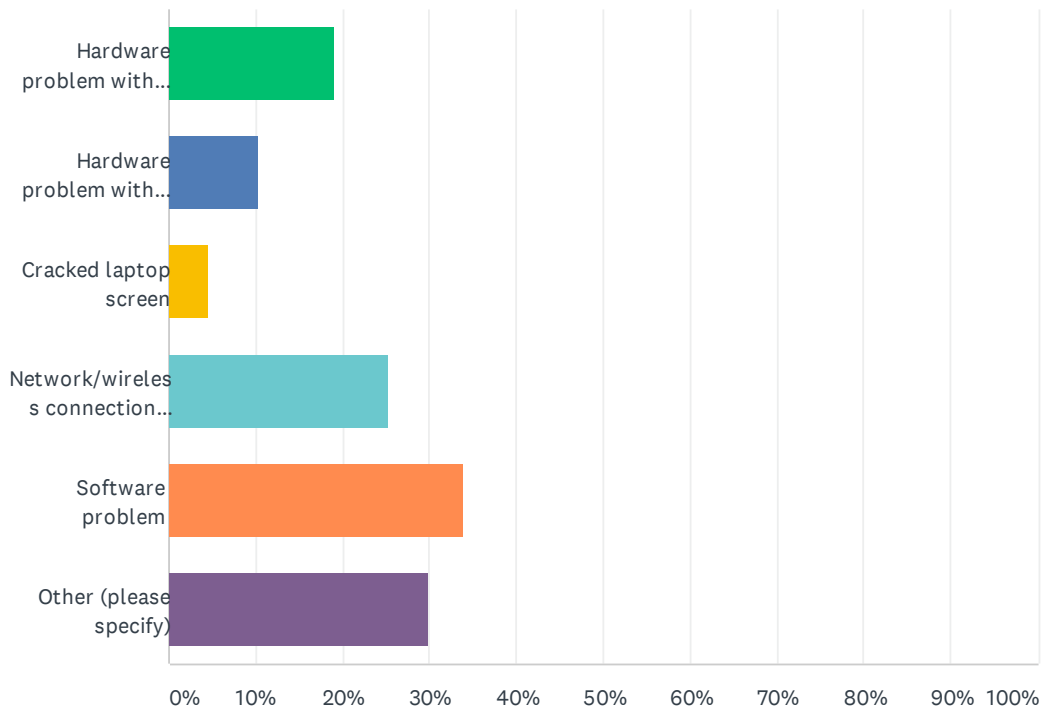
Answered: 1,370 Skipped: 59



ANSWER CHOICES	RESPONSES
Yes	13% 176
No	87% 1,194
TOTAL	1,370

### Q10 Please select the type of problem(s) you experienced:

Answered: 174 Skipped: 1,255

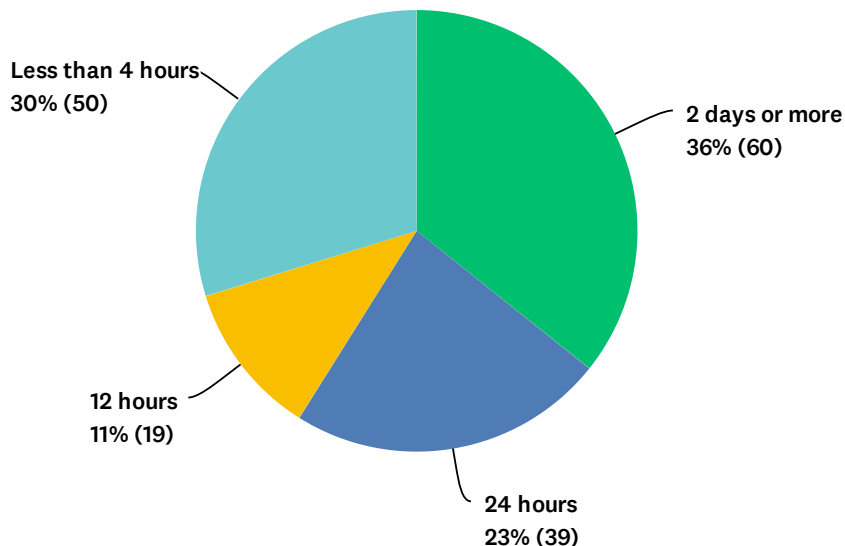


ANSWER CHOICES	RESPONSES	
Hardware problem with district-issued device	18.97%	33
Hardware problem with personal device	10.34%	18
Cracked laptop screen	4.60%	8
Network/wireless connection problem	25.29%	44
Software problem	33.91%	59
Other (please specify)	29.89%	52
Total Respondents: 174		

### Q11 Please select which best describes your experience in resolving your problem.

Answered: 168 Skipped: 1,261

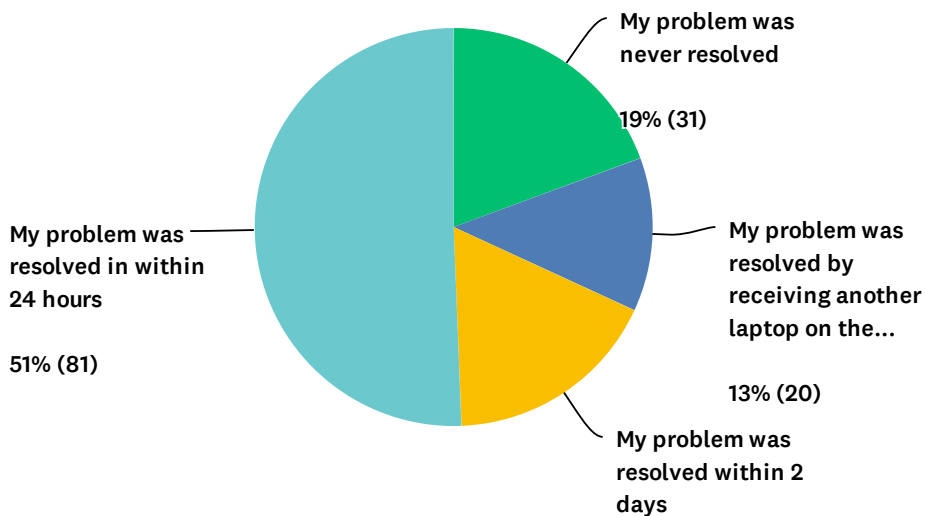
COVID-19 At Home Learning Parent Survey



ANSWER CHOICES	RESPONSES	
2 days or more	36%	60
24 hours	23%	39
12 hours	11%	19
Less than 4 hours	30%	50
TOTAL		168

Q12 How long after contacting the technology department did it take for someone to respond to your request for support.

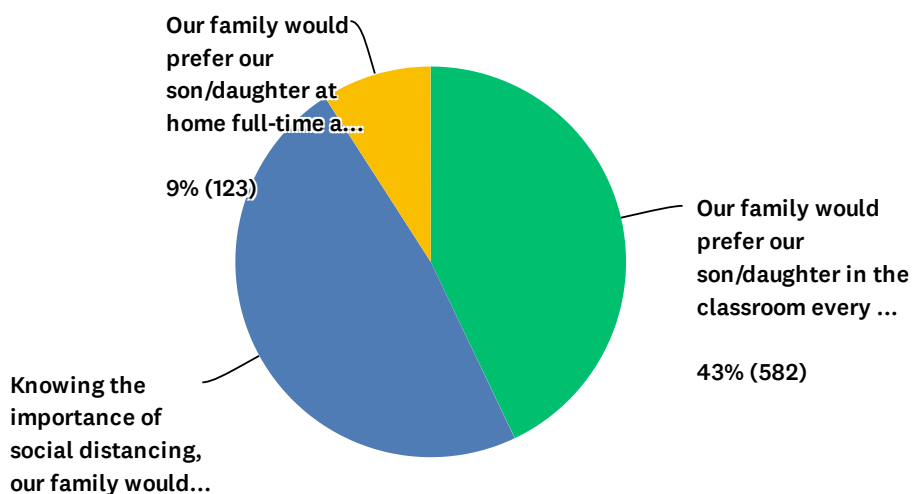
Answered: 160 Skipped: 1,269



ANSWER CHOICES	RESPONSES	
My problem was never resolved	19%	31
My problem was resolved by receiving another laptop on the Wednesday drive-thru technical support	13%	20
My problem was resolved within 2 days	18%	28
My problem was resolved in within 24 hours	51%	81
TOTAL		160

**Q13 As your family looks to the start of the 2020-2021 school year, which statement below best describes your preference for your son's/daughter's educational experience?**

Answered: 1,356 Skipped: 73



ANSWER CHOICES	RESPONSES	
Our family would prefer our son/daughter in the classroom every day with an understanding that social distancing in this model is not possible.	43%	582
Knowing the importance of social distancing, our family would prefer our son/daughter in the classroom for some time (e.g. alternating days, split session) with some classmates and at home engaged in remote teaching and learning for the rest of the time (e.g. alternating days, split session).	48%	651
Our family would prefer our son/daughter at home full-time and engaged only in a remote teaching and learning experience.	9%	123
TOTAL		1,356

**Q14 Is there any other feedback you have about you or your son's/daughter's experience with remote teaching and learning that you want to share? (100 words or less)**

Answered: 741 Skipped: 688