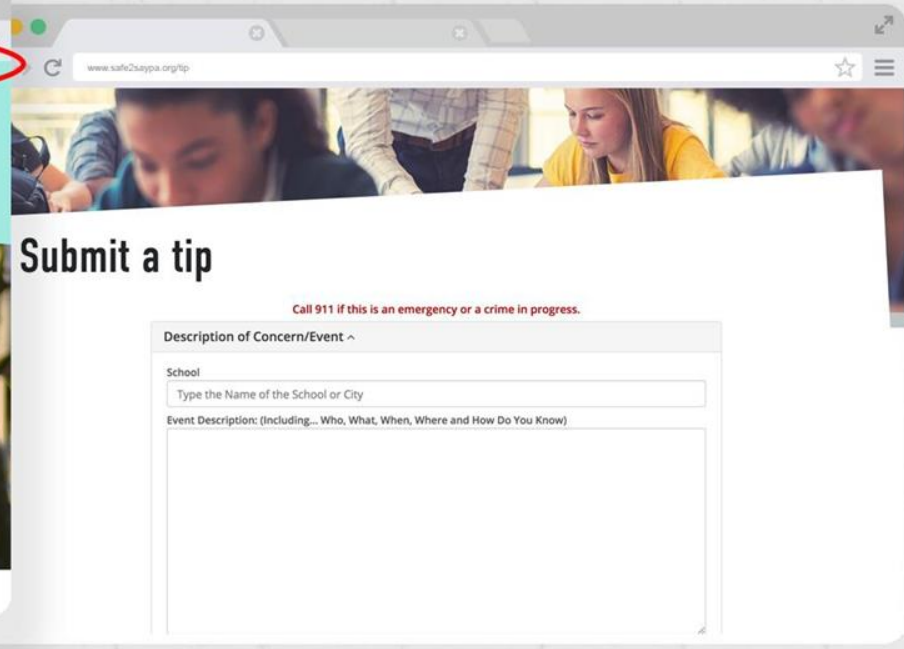
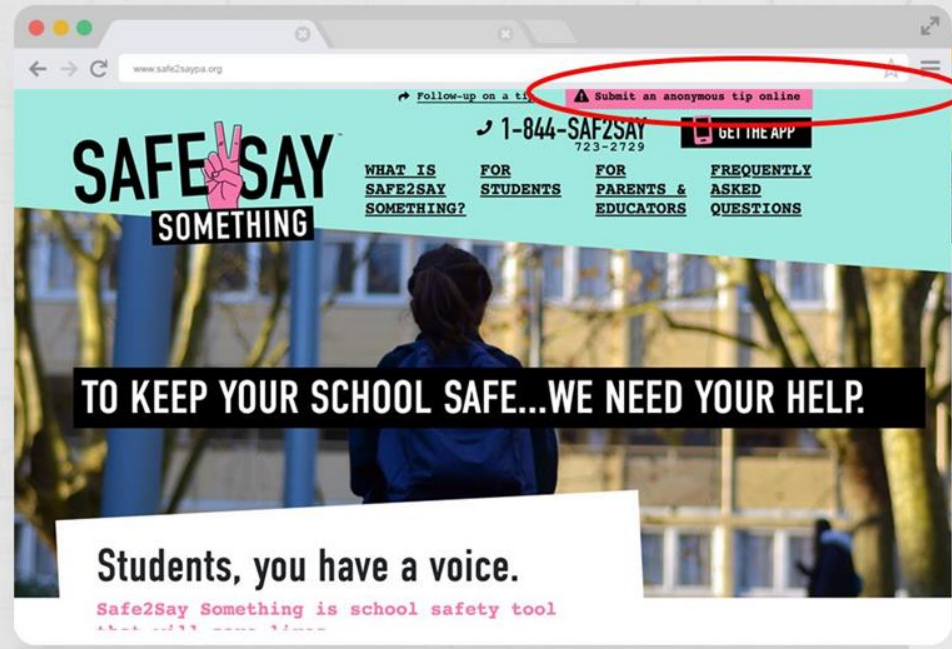




# HOW DO I SUBMIT A TIP ON THE WEBSITE?

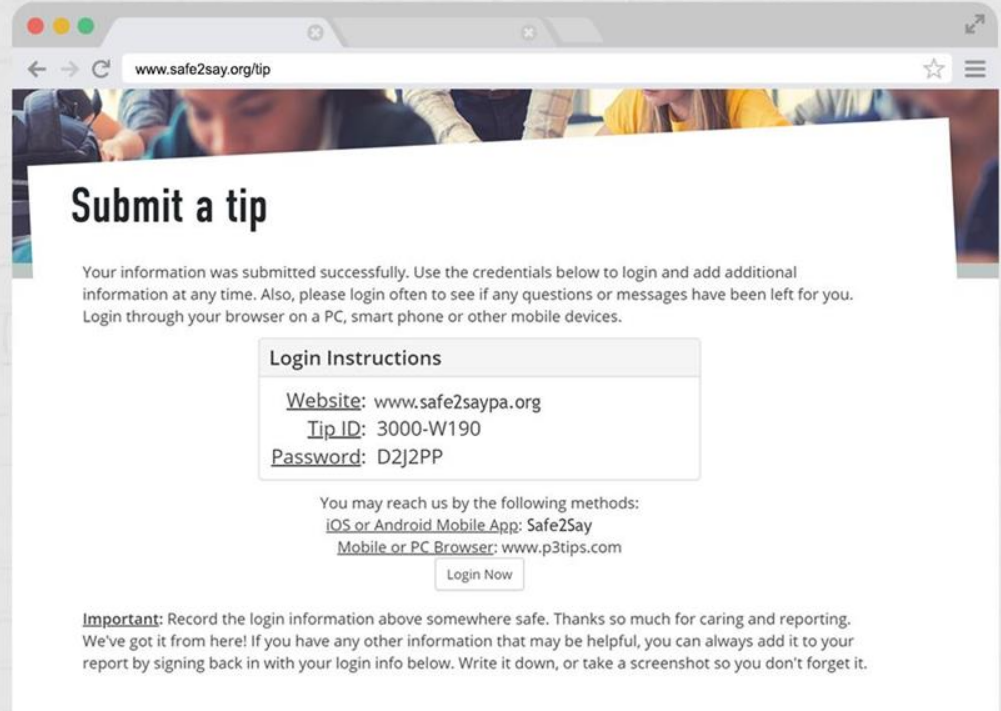
GO TO [SAFE2SAYPA.ORG](http://SAFE2SAYPA.ORG) – SELECT “SUBMIT A TIP” THEN COMPLETE FORM:



# HOW DO I SUBMIT A TIP ON THE WEBSITE?

ONCE SUBMITTED, YOU RECEIVE A TIP NUMBER / PASSWORD TO ALLOW YOU TO:

- PROVIDE NEW AND/OR ADDITIONAL INFORMATION BY LOGGING IN ANONYMOUSLY



The screenshot shows a web browser window with the URL [www.safe2say.org/tip](http://www.safe2say.org/tip). The page title is "Submit a tip". The main content area contains the following text:

Your information was submitted successfully. Use the credentials below to login and add additional information at any time. Also, please login often to see if any questions or messages have been left for you. Login through your browser on a PC, smart phone or other mobile devices.

**Login Instructions**

Website: [www.safe2saypa.org](http://www.safe2saypa.org)  
Tip ID: 3000-W190  
Password: D2J2PP

You may reach us by the following methods:  
iOS or Android Mobile App: [Safe2Say](#)  
Mobile or PC Browser: [www.p3tips.com](http://www.p3tips.com)

[Login Now](#)

**Important:** Record the login information above somewhere safe. Thanks so much for caring and reporting. We've got it from here! If you have any other information that may be helpful, you can always add it to your report by signing back in with your login info below. Write it down, or take a screenshot so you don't forget it.

**SAFE SAY**  
SOMETHING

# TO UPDATE TIP/RESPOND TO INQUIRY USING 2-WAY ANONYMOUS DIALOG

Select "Follow-Up  
on a Tip" and  
enter tip ID #  
and password

