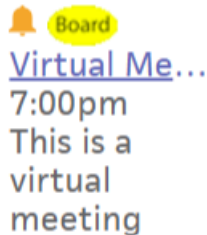
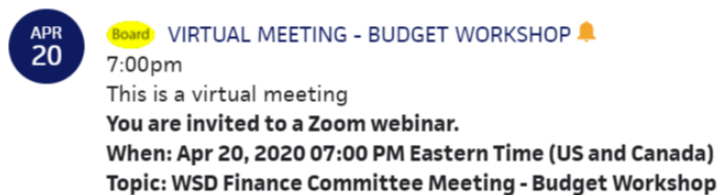


Joining a Zoom Board Meeting

1. Click the link from the School Board Calendar webpage to enter into the calendar event. **IMPORTANT: Each meeting has a unique link and password.**



2. Click the link to enter the Zoom meeting or call in with your phone using the information in the calendar event.



Please click the link below to join the webinar:

<https://zoom.us/j/99560430771?pwd=cndNd3psUVlUWmhSd0NyOXBUMThDdz09>
Password: 042020\$\$\$

Or iPhone one-tap :

US: +16465588656,,99560430771# or +13126266799,,99560430771#

Or Telephone:

Dial(for higher quality, dial a number based on your current location):

US: +1 646 558 8656 or +1 312 626 6799 or +1 301 715 8592 or +1 346 248 7799 or +1 669 900 9128 or +1 253 215 8782

Webinar ID: 995 6043 0771

International numbers available: <https://zoom.us/j/99560430771>

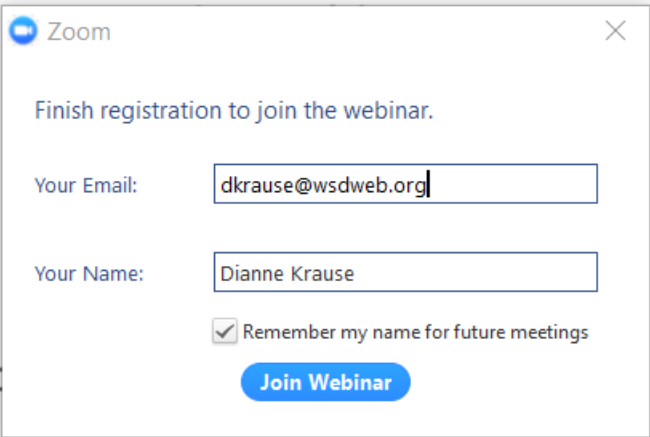
- If you choose to use your computer:
 - Download zoom or join from your browser.

Please click Open Zoom Meetings if you see the system dialog.

If nothing prompts from browser, [click here](#) to launch the meeting, or [download & run Zoom](#).

If you cannot download or run the application, [join from your browser](#).

- Enter the password and/or your email address as prompted. Click Join Webinar.



A screenshot of a Zoom registration dialog box. The window title is "Zoom" with a close button (X) in the top right corner. The main text reads "Finish registration to join the webinar." Below this, there are two input fields: "Your Email:" with the value "dkrause@wsdweb.org" and "Your Name:" with the value "Dianne Krause". A checkbox labeled "Remember my name for future meetings" is checked. At the bottom center is a blue button labeled "Join Webinar".

- If you join via phone, enter the Webinar ID in the calendar event.